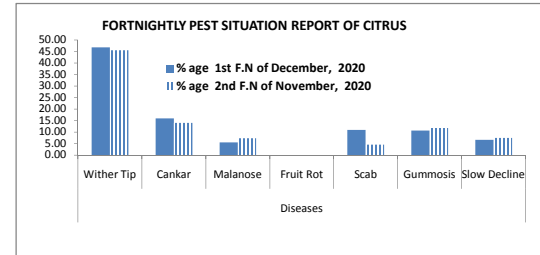

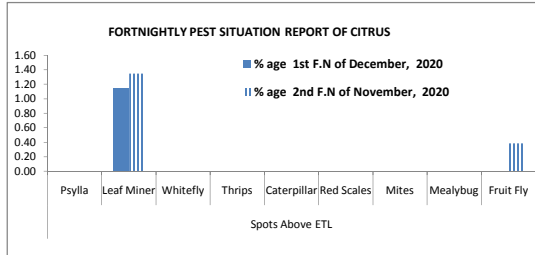


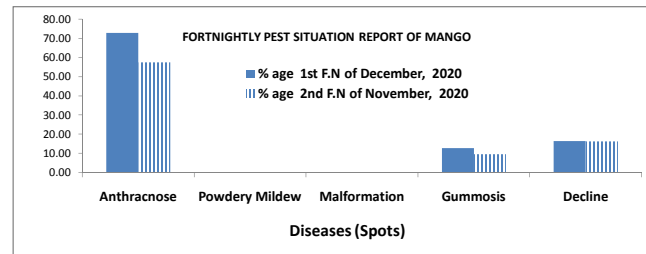

A- FORTNIGHTLY PEST SITUATION REPORT OF CITRUS

	Spots Visited	Area Surveyed (Acres)	Area Affected (Acres)	Spots Above ETL									Spots Below ETL									Diseases					
				Psylla	Leaf Miner	Whitefly	Thrips	Caterpillar	Red Scales	Mites	Mealybug	Fruit Fly	Psylla	Leaf Miner	Whitefly	Thrips	Caterpillar	Red Scales	Mites	Fruit Fly	Wither Tip	Cankar	Malanose	Fruit Rot	Scab	Gummosis	Slow Decline
% age 1st F.N of December, 2020	527	3325.68	1595.38	0.00	1.14	0.00	0.00	0.00	0.00	0.00	0.00	0.00	3.98	29.22	0.00	0.00	0.00	0.00	0.00	13.09	46.87	15.94	5.50	0.00	11.01	10.63	6.64
% age 2nd F.N of November, 2020	518	3742.25	1531.33	0.00	1.35	0.00	0.00	0.00	0.00	0.00	0.00	0.39	2.12	22.97	0.00	0.00	0.00	1.54	0.00	9.07	45.56	14.09	7.34	0.00	4.63	11.78	7.53



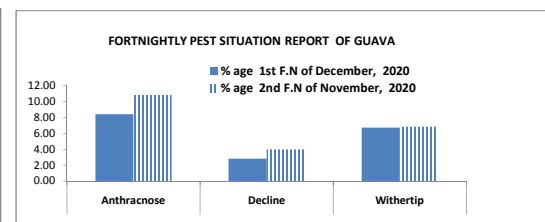
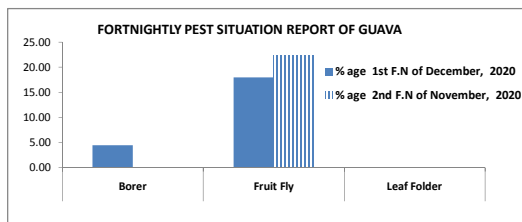
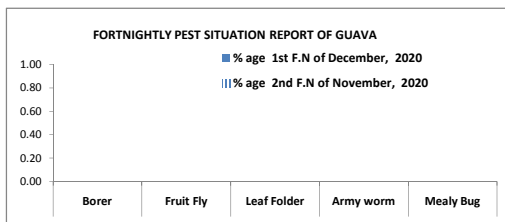
B- FORTNIGHTLY PEST SITUATION REPORT OF MANGO

	Spots Visited	Area Surveyed (Acres)	Area Affected (Acres)	Insect Pests (Spots)								Insect Pests (Spots)						Diseases (Spots)						
				Fruit Borer	Tip Borer	Thrips	Hopper	Fruit fly	Scales	Galls/Midges	Mealy Bug	Fruit Borer	Tip Borer	Thrips	Hopper	Fruit fly	Scales	Galls/Midges	Anthrachnose	Powdery Mildew	Malformation	Gummosis	Decline	
% age 1st F.N of December, 2020	276	3051	1611	0.00	0.00	0.00	0.00	0.00	0.00	3.26	0.00	0.00	0.00	0.00	0.00	3.26	0.00	27.54	29.71	72.83	0.00	0.00	12.68	16.30
% age 2nd F.N of November, 2020	300	3104	1230	0.00	0.00	0.00	0.00	0.00	0.00	0.00	0.67	0.00	1.67	1.67	6.67	0.00	24.33	29.33	57.67	0.00	0.00	9.67	16.33	



C- FORTNIGHTLY PEST SITUATION REPORT OF GUAVA

	Spots Visited	Area Surveyed (Acres)	Area Affected (Acres)	Insect Pests (Spots)						Diseases (Spots)				
				Insect Pests Above ETL					Insect Pests Below ETL					
				Borer	Fruit Fly	Leaf Folder	Army worm	Mealy Bug	Borer	Fruit Fly	Leaf Folder	Anthraco se	Decline	Withertip
% age 1st F.N of December, 2020	178	931.28	162.50	0.00	0.00	0.00	0.00	0.00	4.49	17.98	0.00	8.43	2.81	6.74
% age 2nd F.N of November, 2020	175	1141.4	156.38	0.00	0.00	0.00	0.00	0.00	0.00	22.29	0.00	10.86	4.00	6.86



D- FORTNIGHTLY PEST SCOUTING REPORT OF MAIZE

	No. of Spots	Area Surveyed	Area Affected	Spots of Insect Pests (Above ETL)					Spots of Insect Pests (Below ETL)				Disease Incidence		
				Hopper	Shoot Fly	Stem Borer	Army Worm	Fall Army Worm	Hopper	Shoot Fly	Stem Borer	ABW	Stalk Rot	Leaf Blight	Smut
% age 1st F.N of December, 2020	352	855.5	136	0	0	0	1.14	4.26	0.57	3.41	11.65	0	0	0	0
% age 2nd F.N of November, 2020	462	1552.38	338	0	0	0	3.25	8.44	1.95	1.73	7.57	0	0	0	0

