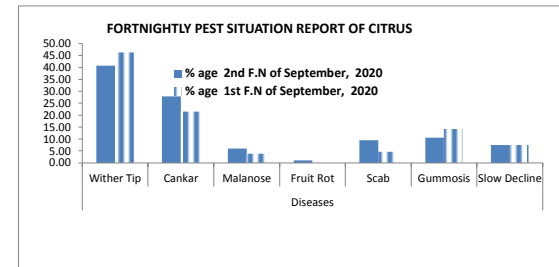
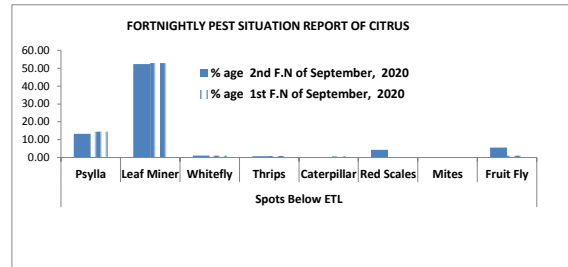
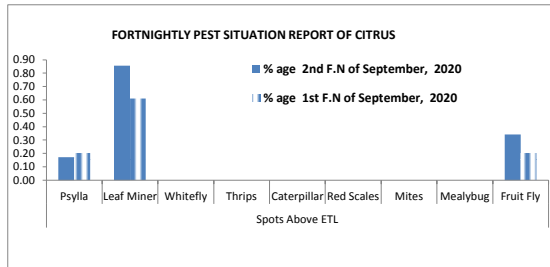


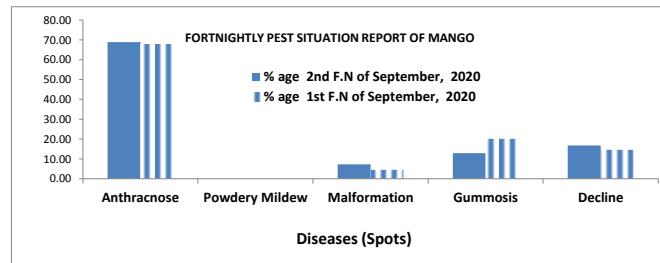

A- FORTNIGHTLY PEST SITUATION REPORT OF CITRUS

	Spots Visited	Area Surveyed (Acres)	Area Affected (Acres)	Spots Above ETL									Spots Below ETL									Diseases						
				Psylla	Leaf Miner	Whitefly	Thrips	Caterpillar	Red Scales	Mites	Mealybug	Fruit Fly	Psylla	Leaf Miner	Whitefly	Thrips	Caterpillar	Red Scales	Mites	Fruit Fly	Wither Tip	Cankar	Malanose	Fruit Rot	Scab	Gummosis	Slow Decline	
% age 2nd F.N of September, 2020	584	3498.53	2083.78	0.17	0.86	0.00	0.00	0.00	0.00	0.00	0.00	0.00	0.34	13.18	52.40	1.03	0.68	0.17	4.28	0.00	5.48	40.75	27.91	5.99	1.03	9.42	10.62	7.53
% age 1st F.N of September, 2020	492	3182.85	1932.43	0.20	0.61	0.00	0.00	0.00	0.00	0.00	0.00	0.20	14.43	52.85	1.02	0.81	0.61	0.00	0.00	1.02	46.34	21.54	3.86	0.00	4.67	14.23	7.52	



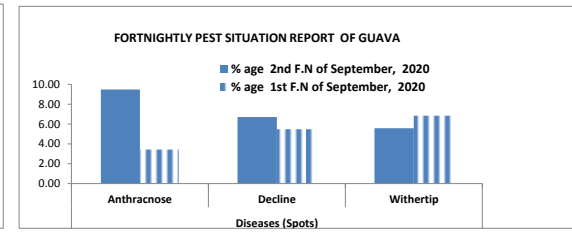
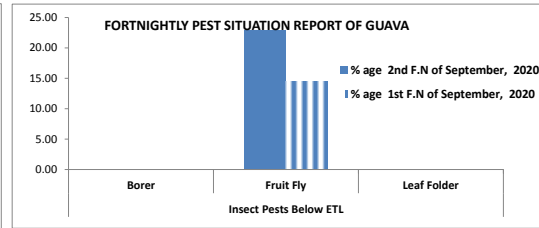
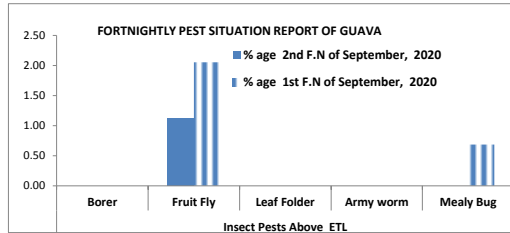
B- FORTNIGHTLY PEST SITUATION REPORT OF MANGO

	Spots Visited	Area Surveyed (Acres)	Area Affected (Acres)	Insect Pests (Spots)							Insect Pests (Spots)							Diseases (Spots)					
				Fruit Borer	Tip Borer	Thrips	Hopper	Fruit fly	Scales	Galls/Midges	Mealy Bug	Fruit Borer	Tip Borer	Thrips	Hopper	Fruit fly	Scales	Galls/Midges	Anthraxnose	Powdery Mildew	Malformation	Gummosis	Decline
% age 2nd F.N of September, 2020	263	3053	1589	0.00	0.00	0.00	0.38	0.76	0.00	0.00	0.00	0.00	0.00	0.00	8.37	6.08	25.10	26.62	68.82	0.00	7.22	12.93	16.73
% age 1st F.N of September, 2020	268	3504	1775	0.75	0.00	0.00	0.00	0.37	0.37	0.00	0.37	0.00	0.00	0.00	5.97	10.45	26.87	30.97	67.91	0.00	4.48	20.15	14.55



C- FORTNIGHTLY PEST SITUATION REPORT OF GUAVA

	Spots Visited	Area Surveyed (Acres)	Area Affected (Acres)	Insect Pests (Spots)									Diseases (Spots)		
				Insect Pests Above ETL					Insect Pests Below ETL				Anthracnose	Decline	Withertip
				Borer	Fruit Fly	Leaf Folder	Army worm	Mealy Bug	Borer	Fruit Fly	Leaf Folder				
% age 2nd F.N of September, 2020	179	946.48	164.48	0.00	1.12	0.00	0.00	0.00	0.00	0.00	22.91	0.00	9.50	6.70	5.59
% age 1st F.N of September, 2020	146	801.83	119.13	0.00	2.05	0.00	0.00	0.68	0.00	14.38	0.00	3.42	5.48	6.85	



D- FORTNIGHTLY PEST SCOUTING REPORT OF MAIZE

	No. of Spots	Area Surveyed	Area Affected	Spots of Insect Pests (Above ETL)					Spots of Insect Pests (Below ETL)				Disease Incidence		
				Hopper	Shoot Fly	Stem Borer	Army Worm	Toke	Hopper	Shoot Fly	Stem Borer	Toke	Stalk Rot	Leaf Blight	Smut
% age 2nd F.N of September, 2020	1042	3441.15	820.75	0	0	0.86	9.88	0	2.01	3.45	7.29	2.11	0.19	0	0
% age 1st F.N of September, 2020	836	2764.03	704.15	0	0	1.79	10.05	0.12	0.48	3.11	8.73	2.72	0	0	0

