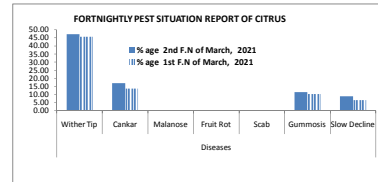
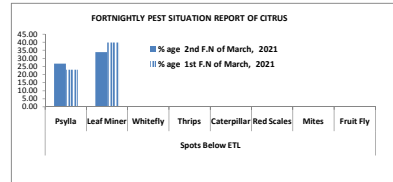
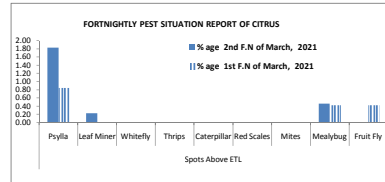


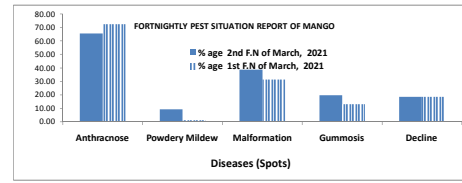
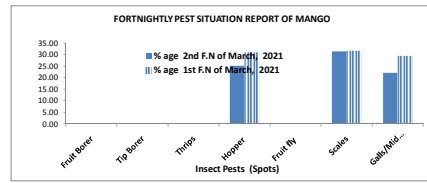
A- FORTNIGHTLY PEST SITUATION REPORT OF CITRUS

	Spots Visited	Area Surveyed (Acres)	Area Affected (Acres)	Spots Above ETL										Spots Below ETL							Diseases						
				Psylla	Leaf Miner	Whitefly	Thrips	Caterpillar	Red Scales	Mites	Mealybug	Fruit Fly	Psylla	Leaf Miner	Whitefly	Thrips	Caterpillar	Red Scales	Mites	Fruit Fly	Wither Tip	Cankar	Malanose	Fruit Rot	Scab	Gummosis	Slow Decline
% age 2nd F.N of March, 2021	437	2722.98	1644.43	1.83	0.23	0.00	0.00	0.00	0.00	0.00	0.00	0.46	0.00	26.77	33.87	0.00	0.00	0.00	0.00	0.23	47.34	16.93	0.00	0.00	0.23	11.44	8.92
% age 1st F.N of March, 2021	476	3306.35	1743.00	0.84	0.00	0.00	0.00	0.00	0.00	0.00	0.00	0.42	0.42	22.90	39.71	0.42	0.00	0.00	0.00	0.00	45.80	13.66	0.00	0.00	0.00	10.29	6.51



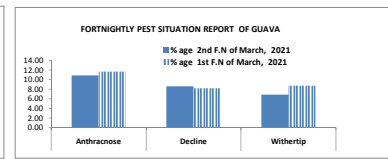
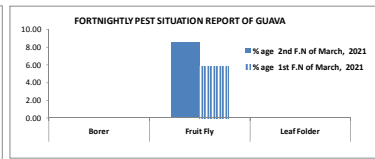
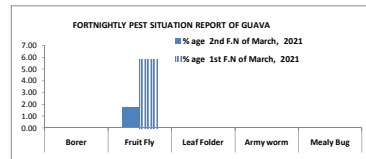
B- FORTNIGHTLY PEST SITUATION REPORT OF MANGO

	Spots Visited	Area Surveyed (Acres)	Area Affected (Acres)	Insect Pests (Spots)										Diseases (Spots)										
				Fruit Borer	Tip Borer	Thrips	Hopper	Fruit fly	Scalies	Galls/Mitigas	Mealy Bug	Fruit Borer	Tip Borer	Thrips	Hopper	Fruit fly	Scalies	Galls/Mitigas	Anthraco	Powdery Mildew	Malfomation	Gummosis	Decline	
% age 2nd F.N of March, 2021	258	3178.2	1783	0.00	0.00	0.00	2.33	0.00	0.00	0.39	1.94	0.00	0.00	0.00	0.00	25.19	0.00	31.40	22.09	65.50	9.30	38.76	19.77	18.60
% age 1st F.N of March, 2021	261	3292	1685	0.00	0.00	0.00	2.68	0.00	0.00	0.00	1.53	0.00	0.00	0.00	31.03	0.00	31.80	29.50	72.41	1.15	31.42	13.03	18.39	



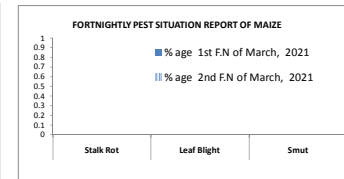
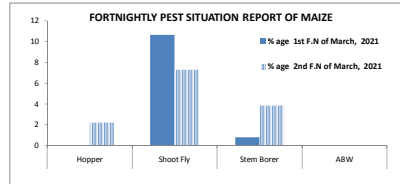
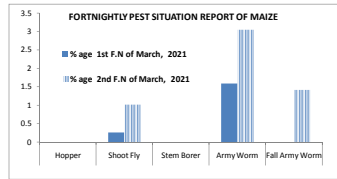
C- FORTNIGHTLY PEST SITUATION REPORT OF GUAVA

	Spots Visited	Area Surveyed (Acres)	Area Affected (Acres)	Insect Pests (Spots)										Diseases (Spots)		
				Insect Pests Above ETL					Insect Pests Below ETL					Anthracnose	Decline	Witherip
				Borer	Fruit Fly	Leaf Folder	Army worm	Mealy Bug	Borer	Fruit Fly	Leaf Folder					
% age 2nd F.N of March, 2021	175	856.88	90.50	0.00	1.71	0.00	0.00	0.00	0.00	0.00	8.57	0.00	10.86	8.57	6.86	
% age 1st F.N of March, 2021	171	733.13	107.00	0.00	5.85	0.00	0.00	0.00	0.00	5.85	0.00	11.70	8.19	8.77		



D- FORTNIGHTLY PEST SCOUTING REPORT OF MAIZE

	No. of Spots	Area Surveyed	Area Affected	Spots of Insect Pests (Above ETL)					Spots of Insect Pests (Below ETL)				Disease Incidence		
				Hopper	Shoot Fly	Stem Borer	Army Worm	Fall Army Worm	Hopper	Shoot Fly	Stem Borer	ABW	Stalk Rot	Leaf Blight	Smut
% age 2nd F.N of March, 2021	492	3126.1	466	0	1.02	0	3.05	1.42	2.23	7.32	3.86	0	0	0	0
% age 1st F.N of March, 2021	376	2489.5	464	0	0.26	0	1.59	0	0	10.6	0.8	0	0	0	0



E- FORTNIGHTLY PEST SITUATION REPORT OF POTATO

	No. of Spots	Area Surveyed	Area Affected	Spots Above ETL		Spots Below ETL		Disease Spots				
				Jassid	White Fly	Jassid	White Fly	Early Blight	Late Blight	Black Wart	Leaf Curl Virus	Mycoplasm
% age 2nd F.N of March, 2021	29	112.23	0.525	0.00	0.00	13.79	10.34	3.45	0.00	0.00	0.00	0.00
% age 1st F.N of March, 2021	21	80.6	20	0.00	0.00	14.28	14.28	4.76	19.05	0.00	0.00	0.00

