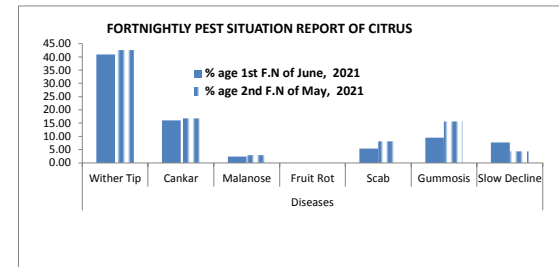
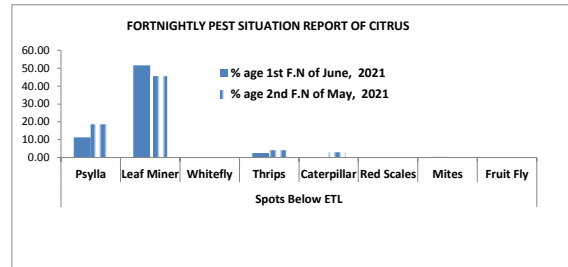
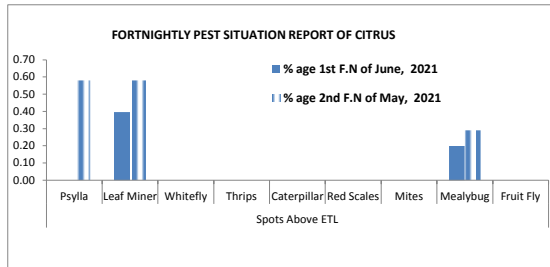




## A- FORTNIGHTLY PEST SITUATION REPORT OF CITRUS

	Spots Visited	Area Surveyed (Acres)	Area Affected (Acres)	Spots Above ETL									Spots Below ETL							Diseases							
				Psylla	Leaf Miner	Whitefly	Thrips	Caterpillar	Red Scales	Mites	Mealybug	Fruit Fly	Psylla	Leaf Miner	Whitefly	Thrips	Caterpillar	Red Scales	Mites	Fruit Fly	Wither Tip	Cankar	Malanose	Fruit Rot	Scab	Gummosis	Slow Decline
% age 1st F.N of June, 2021	504	3237.10	1919.48	0.00	0.40	0.00	0.00	0.00	0.00	0.00	0.20	0.00	11.31	51.59	0.00	2.58	0.00	0.20	0.40	0.00	40.87	16.07	2.38	0.00	5.36	9.52	7.74
% age 2nd F.N of May, 2021	345	2389.75	1168.10	0.58	0.58	0.00	0.00	0.00	0.00	0.00	0.29	0.00	18.55	45.51	0.00	4.06	2.90	0.29	0.00	0.00	42.61	16.81	2.90	0.00	8.12	15.65	4.35



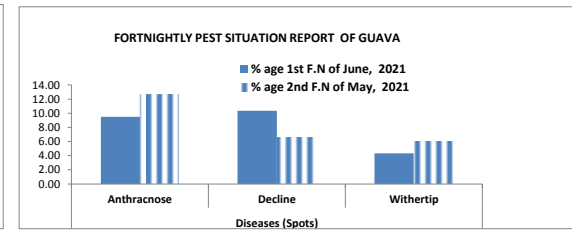
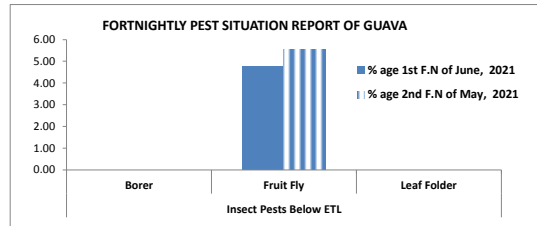

## B- FORTNIGHTLY PEST SITUATION REPORT OF MANGO

	Spots Visited	Area Surveyed (Acres)	Area Affected (Acres)	Insect Pests (Spots)							Insect Pests (Spots)							Diseases (Spots)					
				Fruit Borer	Tip Borer	Thrips	Hopper	Fruit fly	Scales	Galls/Midges	Mealy Bug	Fruit Borer	Tip Borer	Thrips	Hopper	Fruit fly	Scales	Galls/Midges	Anthrachnose	Powdery Mildew	Malformation	Gummosis	Decline
% age 1st F.N of June, 2021	257	3250	1633	0.00	0.00	0.00	0.39	0.00	0.00	0.00	0.00	12.45	0.00	3.89	19.07	18.29	28.02	29.57	69.65	0.00	17.12	12.84	19.84
% age 2nd F.N of May, 2021	129	1241	852	0.00	0.00	0.00	0.78	0.00	0.00	0.00	0.78	14.73	0.00	1.55	9.30	7.75	29.46	24.03	66.67	1.55	16.28	14.73	17.83



### C- FORTNIGHTLY PEST SITUATION REPORT OF GUAVA

	Spots Visited	Area Surveyed (Acres)	Area Affected (Acres)	Insect Pests (Spots)									Diseases (Spots)		
				Insect Pests Above ETL					Insect Pests Below ETL				Anthracnose	Decline	Withertip
				Borer	Fruit Fly	Leaf Folder	Army worm	Mealy Bug	Borer	Fruit Fly	Leaf Folder				
% age 1st F.N of June, 2021	232	958.85	119.50	0.00	1.29	0.00	0.00	0.43	0.00	4.74	0.00	9.48	10.34	4.31	
% age 2nd F.N of May, 2021	181	957.51	123.00	0.00	0.00	0.00	0.00	0.00	0.00	5.52	0.00	12.71	6.63	6.08	



### D- FORTNIGHTLY PEST SITUATION REPORT OF POTATO

	No. of Spots	Area Surveyed	Area Affected	Spots Above ETL		Spots Below ETL		Disease Spots				
				Jassid	White Fly	Jassid	White Fly	Early Blight	Late Blight	Black Wart	Leaf Curl Virus	Mycoplasma
% age 1st F.N of June, 2021	12	8.6	0	0.00	0.00	0	0	0.00	0.00	0.00	0.00	0.00
% age 2nd F.N of May, 2021	21	479.4	0	0.00	0.00	4.76	0	0.00	0.00	0.00	0.00	0.00

