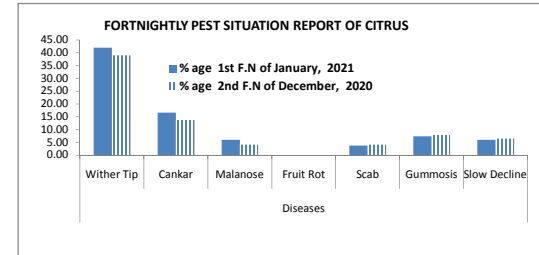

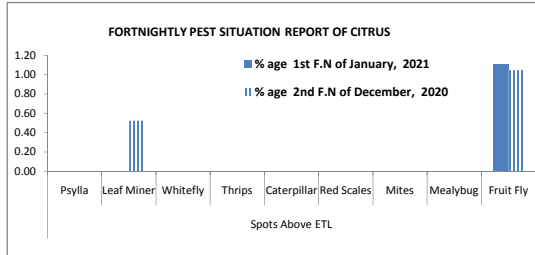




A- FORTNIGHTLY PEST SITUATION REPORT OF CITRUS

	Spots Visited	Area Surveyed (Acres)	Area Affected (Acres)	Spots Above ETL										Spots Below ETL										Diseases					
				Psylla	Leaf Miner	Whitefly	Thrips	Caterpillar	Red Scales	Mites	Mealybug	Fruit Fly	Psylla	Leaf Miner	Whitefly	Thrips	Caterpillar	Red Scales	Mites	Fruit Fly	Wither Tip	Cankar	Malanose	Fruit Rot	Scab	Gummosis	Slow Decline		
% age 1st F.N of January, 2021	450	2650.40	1253.23	0.00	0.00	0.00	0.00	0.00	0.00	0.00	0.00	1.11	0.22	32.44	0.00	0.00	0.00	1.33	0.00	2.44	42.00	16.67	6.00	0.00	3.78	7.33	6.00		
% age 2nd F.N of December, 2020	572	3367.68	1346.50	0.00	0.52	0.00	0.00	0.00	0.00	0.00	0.00	1.05	0.00	28.32	2.10	0.00	0.00	0.00	0.00	5.77	38.99	13.81	4.20	0.00	4.20	7.87	6.47		



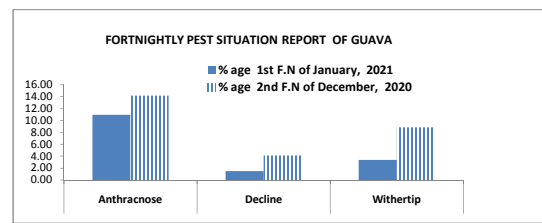
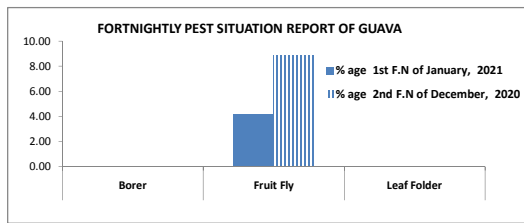
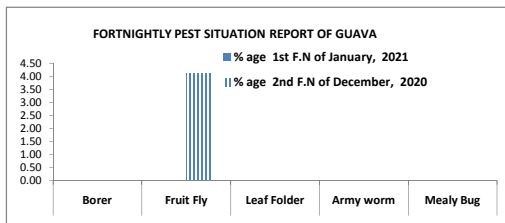
B- FORTNIGHTLY PEST SITUATION REPORT OF MANGO

	Spots Visited	Area Surveyed (Acres)	Area Affected (Acres)	Insect Pests (Spots)								Insect Pests (Spots)								Diseases (Spots)					
				Fruit Borer	Tip Borer	Thrips	Hopper	Fruit fly	Scales	Galls/Midges	Mealy Bug	Fruit Borer	Tip Borer	Thrips	Hopper	Fruit fly	Scales	Galls/Midges	Anthrachnose	Powdery Mildew	Malformation	Gummosis	Decline		
% age 1st F.N of January, 2021	247	2699	1446	0.00	0.00	0.00	0.00	0.00	2.43	4.05	0.00	0.00	0.00	0.00	2.02	0.00	27.13	25.10	70.85	0.00	0.81	15.38	20.65		
% age 2nd F.N of December, 2020	284	3274	1531	0.00	0.00	0.00	0.00	0.00	2.46	2.11	0.00	0.00	0.00	0.00	3.17	0.70	21.83	22.54	61.62	0.00	0.00	11.97	13.03		



C- FORTNIGHTLY PEST SITUATION REPORT OF GUAVA

	Spots Visited	Area Surveyed (Acres)	Area Affected (Acres)	Insect Pests (Spots)									Diseases (Spots)		
				Insect Pests Above ETL					Insect Pests Below ETL				Anthracnose	Decline	Withertip
				Borer	Fruit Fly	Leaf Folder	Army worm	Mealy Bug	Borer	Fruit Fly	Leaf Folder				
% age 1st F.N of January, 2021	265	918.25	125.13	0.00	0.00	0.00	0.00	0.00	0.00	0.00	4.15	0.00	10.94	1.51	3.40
% age 2nd F.N of December, 2020	169	994.58	107.50	0.00	4.14	0.00	0.00	0.00	0.00	0.00	8.88	0.00	14.20	4.14	8.88



D- FORTNIGHTLY PEST SCOUTING REPORT OF MAIZE

	No. of Spots	Area Surveyed	Area Affected	Spots of Insect Pests (Above ETL)					Spots of Insect Pests (Below ETL)				Disease Incidence		
				Hopper	Shoot Fly	Stem Borer	Army Worm	Fall Army Worm	Hopper	Shoot Fly	Stem Borer	ABW	Stalk Rot	Leaf Blight	Smut
% age 1st F.N of January, 2021	19	155	6	0	0	0	0	10.53	0	0	0	0	0	0	0
% age 2nd F.N of December, 2020	251	580	103.5	0	0	0	1.19	7.57	0	2.39	13.54	0	0	0	0

