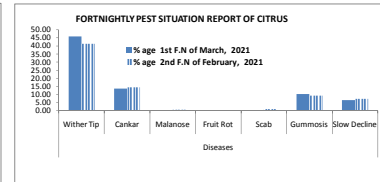
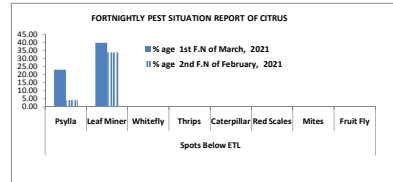
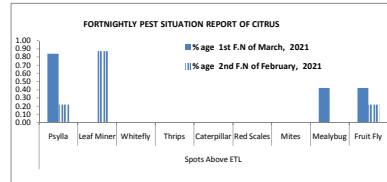


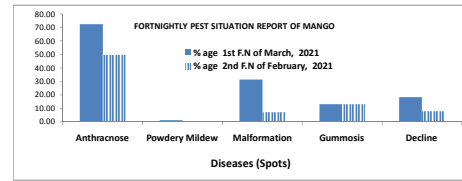
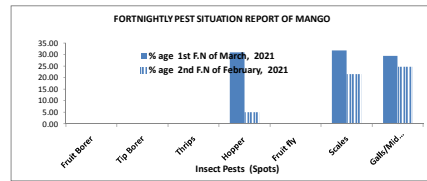
A- FORTNIGHTLY PEST SITUATION REPORT OF CITRUS

| | Spots Visited | Area Surveyed (Acres) | Area Affected (Acres) | Spots Above ETL | | | | | | | | | | Spots Below ETL | | | | | | | | | | Diseases | | | | |
|---------------------------------|---------------|-----------------------|-----------------------|-----------------|------------|----------|--------|-------------|------------|-------|----------|-----------|--------|-----------------|----------|--------|-------------|------------|-------|-----------|------------|--------|----------|-----------|------|----------|--------------|------|
| | | | | Psylla | Leaf Miner | Whitefly | Thrips | Caterpillar | Red Scales | Mites | Mealybug | Fruit Fly | Psylla | Leaf Miner | Whitefly | Thrips | Caterpillar | Red Scales | Mites | Fruit Fly | Wither Tip | Canker | Malanose | Fruit Rot | Scab | Gummosis | Slow Decline | |
| % age 1st F.N of March, 2021 | 476 | 3306.35 | 1743.00 | 0.84 | 0.00 | 0.00 | 0.00 | 0.00 | 0.00 | 0.00 | 0.00 | 0.42 | 0.42 | 22.90 | 39.71 | 0.42 | 0.00 | 0.00 | 0.00 | 0.00 | 0.00 | 45.80 | 13.66 | 0.00 | 0.00 | 0.00 | 10.29 | 6.51 |
| % age 2nd F.N of February, 2021 | 460 | 2773.60 | 1413.08 | 0.22 | 0.87 | 0.00 | 0.00 | 0.00 | 0.00 | 0.00 | 0.00 | 0.00 | 0.22 | 4.13 | 33.70 | 0.00 | 0.00 | 0.00 | 0.00 | 0.00 | 0.00 | 41.30 | 14.57 | 0.65 | 0.00 | 1.09 | 9.35 | 7.39 |



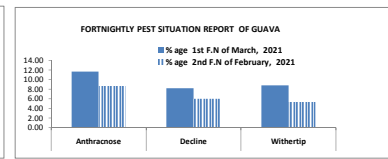
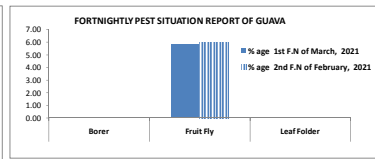
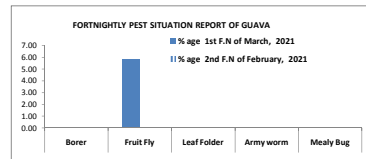
B- FORTNIGHTLY PEST SITUATION REPORT OF MANGO

| | Spots Visited | Area Surveyed (Acres) | Area Affected (Acres) | Insect Pests (Spots) | | | | | | | | | | Diseases (Spots) | | | | | | | | | | | |
|---------------------------------|---------------|-----------------------|-----------------------|----------------------|-----------|--------|--------|-----------|--------|----------------|-----------|-------------|-----------|------------------|--------|-----------|--------|----------------|-------------|----------------|-------------|----------|---------|-------|-------|
| | | | | Fruit Borer | Tip Borer | Thrips | Hopper | Fruit fly | Scales | Galls/Mitigias | Mealy Bug | Fruit Borer | Tip Borer | Thrips | Hopper | Fruit fly | Scales | Galls/Mitigias | Anthracnose | Powdery Mildew | Malfomation | Gummosis | Decline | | |
| % age 1st F.N of March, 2021 | 261 | 3292 | 1685 | 0.00 | 0.00 | 0.00 | 2.68 | 0.00 | 0.00 | 0.00 | 0.00 | 1.53 | 0.00 | 0.00 | 0.00 | 0.00 | 31.03 | 0.00 | 31.80 | 29.50 | 72.41 | 1.15 | 31.42 | 13.03 | 18.39 |
| % age 2nd F.N of February, 2021 | 254 | 3202 | 1795 | 0.00 | 0.00 | 0.00 | 0.00 | 0.00 | 0.00 | 0.00 | 0.39 | 1.97 | 0.00 | 0.00 | 0.00 | 5.12 | 0.00 | 21.65 | 24.80 | 49.61 | 0.00 | 7.09 | 12.99 | 7.87 | |




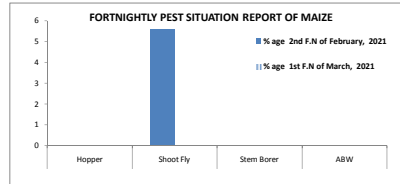

C- FORTNIGHTLY PEST SITUATION REPORT OF GUAVA

| | Spots Visited | Area Surveyed (Acres) | Area Affected (Acres) | Insect Pests (Spots) | | | | | | | | | | Diseases (Spots) | | |
|---------------------------------|---------------|-----------------------|-----------------------|------------------------|-----------|-------------|-----------|-----------|------------------------|-----------|-------------|------|-------|------------------|---------|----------|
| | | | | Insect Pests Above ETL | | | | | Insect Pests Below ETL | | | | | Anthracnose | Decline | Witherip |
| | | | | Borer | Fruit Fly | Leaf Folder | Army worm | Mealy Bug | Borer | Fruit Fly | Leaf Folder | | | | | |
| % age 1st F.N of March, 2021 | 171 | 733.13 | 107.00 | 0.00 | 5.85 | 0.00 | 0.00 | 0.00 | 0.00 | 0.00 | 5.85 | 0.00 | 11.70 | 8.19 | 8.77 | |
| % age 2nd F.N of February, 2021 | 150 | 679.95 | 67.25 | 0.00 | 0.00 | 0.00 | 0.00 | 0.00 | 0.00 | 0.00 | 6.00 | 0.00 | 8.67 | 6.00 | 5.33 | |



D- FORTNIGHTLY PEST SCOUTING REPORT OF MAIZE

| | No. of Spots | Area Surveyed | Area Affected | Spots of Insect Pests (Above ETL) | | | | | Spots of Insect Pests (Below ETL) | | | | Disease Incidence | | |
|---------------------------------|--------------|---------------|---------------|-----------------------------------|-----------|------------|-----------|----------------|-----------------------------------|-----------|------------|-----|-------------------|-------------|------|
| | | | | Hopper | Shoot Fly | Stem Borer | Army Worm | Fall Army Worm | Hopper | Shoot Fly | Stem Borer | ABW | Stalk Rot | Leaf Blight | Smut |
| % age 1st F.N of March, 2021 | 376 | 2489.5 | 464 | 0 | 0.26 | 0 | 1.59 | 0 | 0 | 10.64 | 0.80 | 0 | 0 | 0 | 0 |
| % age 2nd F.N of February, 2021 | 251 | 2053.5 | 328 | 0 | 0.4 | 0 | 0 | 0 | 0 | 5.58 | 0 | 0 | 0 | 0 | 0 |



E- FORTNIGHTLY PEST SITUATION REPORT OF POTATO

| | No. of Spots | Area Surveyed | Area Affected | Spots Above ETL | | Spots Below ETL | | Disease Spots | | | | |
|---------------------------------|--------------|---------------|---------------|-----------------|-----------|-----------------|-----------|---------------|-------------|------------|-----------------|------------|
| | | | | Jassid | White Fly | Jassid | White Fly | Early Blight | Late Blight | Black Wart | Leaf Curt Virus | Mycoplasma |
| % age 1st F.N of March, 2021 | 21 | 80.6 | 20 | 0.00 | 0.00 | 14.28 | 14.28 | 4.76 | 19.05 | 0.00 | 0.00 | 0.00 |
| % age 2nd F.N of February, 2021 | 120 | 966.8 | 220 | 0.00 | 0.00 | 0.84 | 10.00 | 0.00 | 20.00 | 0.00 | 0.00 | 0.00 |

