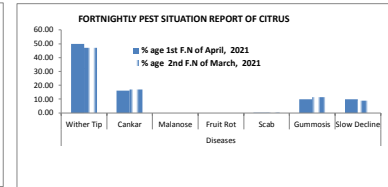
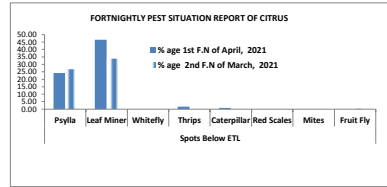
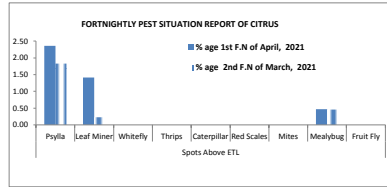


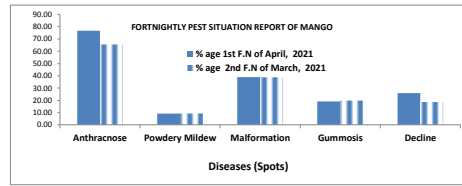
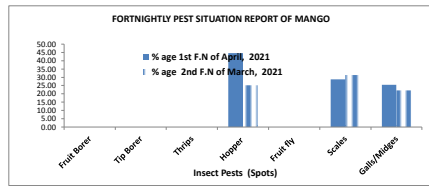
A- FORTNIGHTLY PEST SITUATION REPORT OF CITRUS

	Spots Visited	Area Surveyed (Acres)	Area Affected (Acres)	Spots Above ETL										Spots Below ETL						Diseases									
				Psylla	Leaf Miner	Whitefly	Thrips	Caterpillar	Red Scales	Mites	Mealybug	Fruit Fly	Psylla	Leaf Miner	Whitefly	Thrips	Caterpillar	Red Scales	Mites	Fruit Fly	Wither Tip	Canker	Malanose	Fruit Rot	Scab	Gummosis	Slow Decline		
% age 1st F.N of April, 2021	424	2893.23	1706.33	2.36	1.42	0.00	0.00	0.00	0.00	0.00	0.00	0.00	0.47	0.00	24.29	46.46	0.00	1.65	0.71	0.00	0.00	0.00	50.00	16.04	0.00	0.00	0.24	9.91	9.91
% age 2nd F.N of March, 2021	437	2722.98	1644.43	1.83	0.23	0.00	0.00	0.00	0.00	0.00	0.00	0.46	0.00	26.77	33.87	0.00	0.00	0.00	0.00	0.00	0.00	0.23	47.14	16.93	0.00	0.00	0.23	11.44	8.92



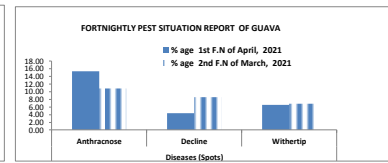
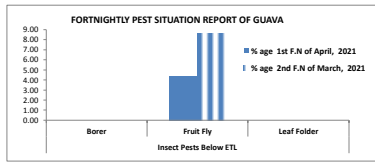
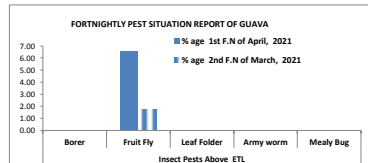
B- FORTNIGHTLY PEST SITUATION REPORT OF MANGO

	Spots Visited	Area Surveyed (Acres)	Area Affected (Acres)	Insect Pests (Spots)										Diseases (Spots)										
				Fruit Borer	Tip Borer	Thrips	Hopper	Fruit fly	Scalps	Galls/Wildigs	Mealy Bug	Fruit Borer	Tip Borer	Thrips	Hopper	Fruit fly	Scalps	Galls/Wildigs	Anthracnose	Powdery Mildew	Malformation	Gummosis	Decline	
% age 1st F.N of April, 2021	236	3574	2057	0.00	0.00	0.00	6.36	0.00	0.00	0.42	1.69	0.00	0.00	0.00	0.00	44.49	0.00	28.81	25.42	76.69	9.32	38.98	19.07	25.85
% age 2nd F.N of March, 2021	258	3178.2	1783	0.00	0.00	0.00	2.33	0.00	0.00	0.39	1.94	0.00	0.00	0.00	25.19	0.00	31.40	22.09	65.50	9.30	38.76	19.77	18.60	




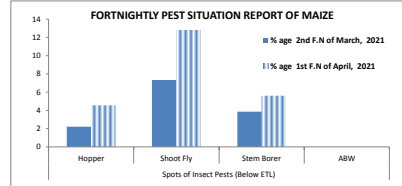
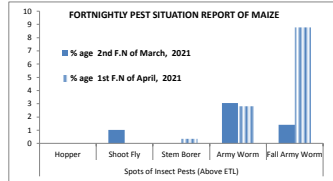
C- FORTNIGHTLY PEST SITUATION REPORT OF GUAVA

	Spots Visited	Area Surveyed (Acres)	Area Affected (Acres)	Insect Pests (Spots)										Diseases (Spots)		
				Insect Pests Above ETL					Insect Pests Below ETL					Anthracnose	Decline	Witherip
				Borer	Fruit Fly	Leaf Folder	Army worm	Mealy Bug	Borer	Fruit Fly	Leaf Folder					
% age 1st F.N of April, 2021	137	479.33	62.60	0.00	6.57	0.00	0.00	0.00	0.00	0.00	4.38	0.00	15.33	4.38	6.57	
% age 2nd F.N of March, 2021	175	856.88	90.50	0.00	1.71	0.00	0.00	0.00	0.00	0.00	8.57	0.00	10.86	8.57	6.86	



D- FORTNIGHTLY PEST SCOUTING REPORT OF MAIZE

	No. of Spots	Area Surveyed	Area Affected	Spots of Insect Pests (Above ETL)						Spots of Insect Pests (Below ETL)				Disease Incidence		
				Hopper	Shoot Fly	Stem Borer	Army Worm	Fall Army Worm	Hopper	Shoot Fly	Stem Borer	ABW	Stalk Rot	Leaf Blight	Smut	
% age 1st F.N of April, 2021	570	3125.38	580.13	0	0	0.35	2.81	8.77	4.56	12.8	5.61	0	0	0	0	
% age 2nd F.N of March, 2021	492	3126.1	466	0	1.02	0	3.05	1.42	2.23	7.32	3.86	0	0	0	0	



E- FORTNIGHTLY PEST SITUATION REPORT OF POTATO

	No. of Spots	Area Surveyed	Area Affected	Spots Above ETL		Spots Below ETL		Disease Spots				
				Jassid	White Fly	Jassid	White Fly	Early Blight	Late Blight	Black Wart	Leaf Curl Virus	Mycoplasma
% age 1st F.N of April, 2021	15	50.2	1.6	0.00	0.00	6.67	0.00	0.00	13.34	0.00	0.00	0.00
% age 2nd F.N of March, 2021	29	112.23	0.525	0.00	0.00	13.79	10.34	3.45	0.00	0.00	0.00	0.00

