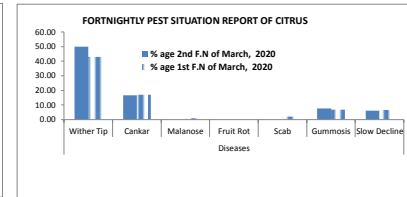
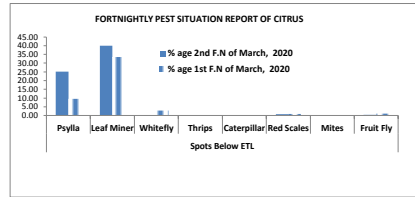
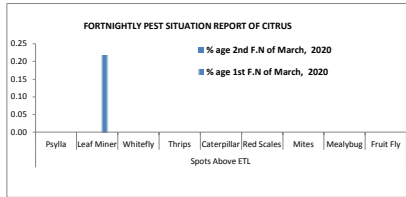



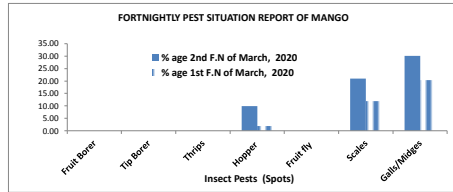
**A- FORTNIGHTLY PEST SITUATION REPORT OF CITRUS**

	Spots Visited	Area Surveyed (Acres)	Area Affected (Acres)	Spots Above ETL										Spots Below ETL							Diseases											
				Psylla	Leaf Miner	Whitefly	Thrips	Caterpillar	Red Scales	Mites	Mealybug	Fruit Fly	Psylla	Leaf Miner	Whitefly	Thrips	Caterpillar	Red Scales	Mites	Fruit Fly	Wither Tip	Cankar	Malanose	Fruit Rot	Scab	Gummosis	Slow Decline					
% age 2nd F.N of March, 2020	417	2825.28	1652.25	0.00	0.00	0.00	0.00	0.00	0.00	0.00	0.00	0.00	0.00	0.00	0.00	0.00	0.00	25.18	40.05	0.24	0.00	0.00	0.72	0.00	0.48	49.88	16.55	0.00	0.00	0.00	7.67	6.00
% age 1st F.N of March, 2020	461	2710.85	1421.08	0.00	0.22	0.00	0.00	0.00	0.00	0.00	0.00	0.00	0.00	9.54	33.41	2.82	0.00	0.00	0.00	0.87	0.00	1.08	42.95	16.92	0.87	0.00	1.95	6.72	6.51			



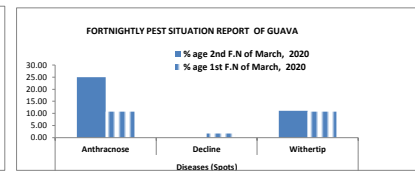
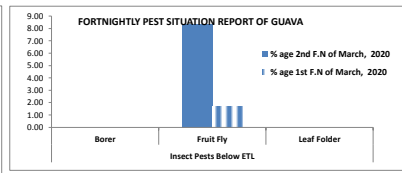

**B- FORTNIGHTLY PEST SITUATION REPORT OF MANGO**

	Spots Visited	Area Surveyed (Acres)	Area Affected (Acres)	Insect Pests (Spots)										Diseases (Spots)													
				Fruit Borer	Tip Borer	Thrips	Hopper	Fruit fly	Scales	Galls/Midges	Mealy Bug	Fruit Borer	Tip Borer	Thrips	Hopper	Fruit fly	Scales	Galls/Midges	Anthraxnose	Powdery Mildew	Malformation	Gummosis	Decline				
% age 2nd F.N of March, 2020	252	2701	1647	0.00	0.00	0.00	1.98	0.00	0.00	0.00	0.00	0.00	0.00	0.00	0.00	0.00	0.00	9.92	0.00	21.03	30.16	63.10	16.67	15.48	13.10	12.30	
% age 1st F.N of March, 2020	260	2746.01	1619	0.00	0.00	0.00	0.00	0.00	0.00	0.00	0.00	0.00	0.00	0.00	0.00	0.00	1.92	0.00	11.92	20.38	45.00	1.54	3.46	5.00	9.62		




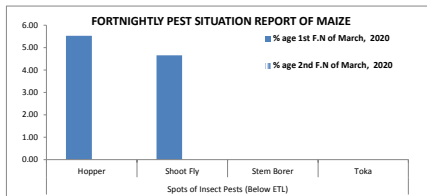

**C- FORTNIGHTLY PEST SITUATION REPORT OF GUAVA**

	Spots Visited	Area Surveyed (Acres)	Area Affected (Acres)	Insect Pests (Spots)										Diseases (Spots)		
				Insect Pests Above ETL					Insect Pests Below ETL					Anthracnose	Decline	Witherip
				Borer	Fruit Fly	Leaf Folder	Army worm	Mealy Bug	Borer	Fruit Fly	Leaf Folder					
% age 2nd F.N of March, 2020	72	273.6	43.50	0.00	0.00	0.00	0.00	0.00	0.00	0.00	8.33	0.00	25.00	0.00	11.11	
% age 1st F.N of March, 2020	121	633.26	65.00	0.00	3.31	0.00	0.00	0.00	0.00	0.00	1.65	0.00	10.74	1.65	10.74	



### D- FORTNIGHTLY PEST SCOUTING REPORT OF MAIZE

	No. of Spots	Area Surveyed	Area Affected	Spots of Insect Pests (Above ETL)					Spots of Insect Pests (Below ETL)				Disease Incidence		
				Hopper	Shoot Fly	Stem Borer	Army Worm	Toka	Hopper	Shoot Fly	Stem Borer	Toka	Stalk Rot	Leaf Blight	Smut
% age 2nd F.N of March, 2020	310	2162	259	0	0	0	0	0	0	18.06	3.55	0	0	0	0
% age 1st F.N of March, 2020	344	2094.5	172	0.00	0.00	0.00	0	0.00	5.52	4.65	0.00	0.00	0.00	0.00	0.00



### E- FORTNIGHTLY PEST SITUATION REPORT OF POTATO

	No. of Spots	Area Surveyed	Area Affected	Spots Above ETL		Spots Below ETL		Disease Spots				
				Jassid	White Fly	Jassid	White Fly	Early Blight	Late Blight	Black Wart	Leaf Curl Virus	Mycoplasma
% age 2nd F.N of March, 2020	46	491.6	0.2	0.00	0.00	2.17	8.69	19.56	6.52	0.00	0.00	0.00
% age 1st F.N of March, 2020	84	871.1	350	0.00	0.00	1.19	13.09	5.95	13.09	0.00	0.00	0.00

