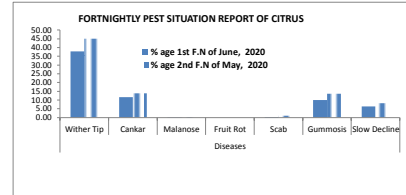
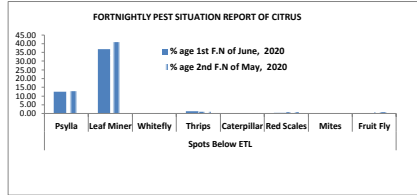





**A- FORTNIGHTLY PEST SITUATION REPORT OF CITRUS**

	Spots Visited	Area Surveyed (Acres)	Area Affected (Acres)	Spots Above ETL										Spots Below ETL							Diseases							
				Psylla	Leaf Miner	Whitefly	Thrips	Caterpillar	Red Scales	Mites	Mealybug	Fruit Fly	Psylla	Leaf Miner	Whitefly	Thrips	Caterpillar	Red Scales	Mites	Fruit Fly	Wither Tip	Cankar	Malanose	Fruit Rot	Scab	Gummosis	Slow Decline	
% age 1st F.N of June, 2020	569	3843.38	1488.53	0.18	1.23	0.00	0.00	0.00	0.00	0.00	0.00	0.18	0.00	12.48	36.91	0.00	1.23	0.18	0.35	0.00	0.18	37.79	11.60	0.18	0.00	0.35	10.02	6.33
% age 2nd F.N of May, 2020	391	2507.00	1206.23	0.26	2.30	0.00	0.00	0.00	0.00	0.00	0.26	0.00	12.79	40.92	0.26	1.02	0.26	0.77	0.00	0.77	45.01	13.81	0.26	0.00	1.02	13.55	8.18	



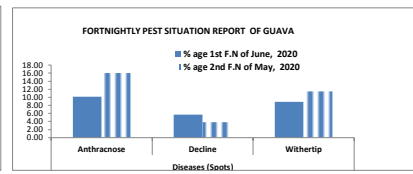
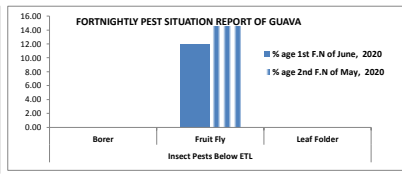

**B- FORTNIGHTLY PEST SITUATION REPORT OF MANGO**

	Spots Visited	Area Surveyed (Acres)	Area Affected (Acres)	Insect Pests (Spots)										Diseases (Spots)												
				Fruit Borer	Tip Borer	Thrips	Hopper	Fruit fly	Scales	Galls/Midges	Mealy Bug	Fruit Borer	Tip Borer	Thrips	Hopper	Fruit fly	Scales	Galls/Midges	Anthraxnose	Powdery Mildew	Malformation	Gummosis	Decline			
% age 1st F.N of June, 2020	264	2947.4	1811	0.00	0.00	0.00	0.00	0.38	0.00	0.00	0.00	0.00	0.00	0.00	0.00	0.00	0.00	20.45	15.53	20.83	26.14	65.53	0.00	12.88	9.09	27.27
% age 2nd F.N of May, 2020	238	3013.2	1872.1	0.00	0.00	0.00	2.52	0.00	0.00	0.00	0.00	0.00	0.00	0.00	0.00	0.00	0.00	21.43	5.04	25.63	38.66	66.81	1.68	19.75	16.39	21.43



**C- FORTNIGHTLY PEST SITUATION REPORT OF GUAVA**

	Spots Visited	Area Surveyed (Acres)	Area Affected (Acres)	Insect Pests (Spots)									Diseases (Spots)		
				Insect Pests Above ETL					Insect Pests Below ETL				Anthracnose	Decline	Witherip
				Borer	Fruit Fly	Leaf Folder	Army worm	Mealy Bug	Borer	Fruit Fly	Leaf Folder				
% age 1st F.N of June, 2020	158	676.95	102.88	0.00	1.90	0.00	0.00	0.63	0.00	12.03	0.00	10.13	5.70	8.86	
% age 2nd F.N of May, 2020	131	688.15	110.80	0.00	0.00	0.00	0.00	0.00	0.00	14.50	0.00	16.03	3.82	11.45	



### D- FORTNIGHTLY PEST SCOUTING REPORT OF MAIZE

	No. of Spots	Area Surveyed	Area Affected	Spots of Insect Pests (Above ETL)					Spots of Insect Pests (Below ETL)				Disease Incidence		
				Hopper	Shoot Fly	Stem Borer	Army Worm	Toka	Hopper	Shoot Fly	Stem Borer	Toka	Stalk Rot	Leaf Blight	Smut
% age 1st F.N of June, 2020	803	4387.73	863.9	0	0	0.37	8.71	0.25	1.74	3.24	3.24	1.99	0	0	0
% age 2nd F.N of May, 2020	676	3447.25	324.25	0	1.18	1.03	0.44	0.15	3.11	3.55	5.92	1.03	0	0	0

