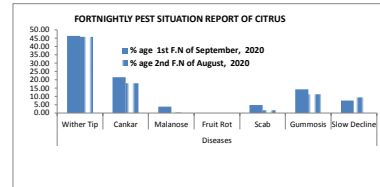
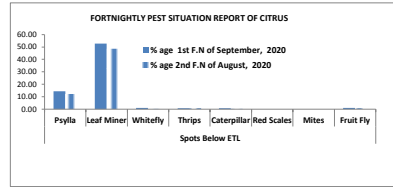
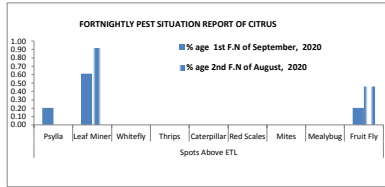




**A- FORTNIGHTLY PEST SITUATION REPORT OF CITRUS**

	Spots Visited	Area Surveyed (Acres)	Area Affected (Acres)	Spots Above ETL										Spots Below ETL						Diseases									
				Psylla	Leaf Miner	Whitefly	Thrips	Caterpillar	Red Scales	Mites	Mealybug	Fruit Fly	Psylla	Leaf Miner	Whitefly	Thrips	Caterpillar	Red Scales	Mites	Fruit Fly	Wither Tip	Canker	Malanose	Fruit Rot	Scab	Gummosis	Slow Decline		
% age 1st F.N of September, 2020	492	3182.85	1932.43	0.20	0.61	0.00	0.00	0.00	0.00	0.00	0.00	0.00	0.00	0.20	14.43	52.85	1.02	0.81	0.61	0.00	0.00	1.02	46.34	21.54	3.86	0.00	4.67	14.23	7.52
% age 2nd F.N of August, 2020	436	2800.95	1483.75	0.00	0.92	0.00	0.00	0.00	0.00	0.00	0.00	0.00	0.46	12.16	48.62	0.23	0.69	0.23	0.00	0.00	0.69	45.87	17.89	0.23	0.00	1.61	11.24	9.40	



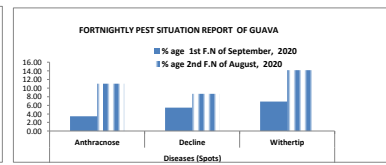
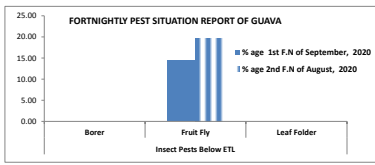
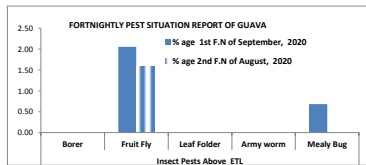
**B- FORTNIGHTLY PEST SITUATION REPORT OF MANGO**

	Spots Visited	Area Surveyed (Acres)	Area Affected (Acres)	Insect Pests (Spots)										Diseases (Spots)											
				Fruit Borer	Tip Borer	Thrips	Hopper	Fruit fly	Scalps	Gall/Wildfigs	Mealy Bug	Fruit Borer	Tip Borer	Thrips	Hopper	Fruit fly	Scalps	Gall/Wildfigs	Anthracnose	Powdery Mildew	Malformation	Gummosis	Decline		
% age 1st F.N of September, 2020	268	3504	1775	0.75	0.00	0.00	0.00	0.37	0.37	0.00	0.37	0.00	0.00	0.00	0.00	0.00	5.97	10.45	26.87	30.97	67.91	0.00	4.48	20.15	14.55
% age 2nd F.N of August, 2020	275	3572	1743	0.00	0.00	0.00	0.00	0.36	0.00	0.00	0.00	0.00	0.00	0.00	0.00	0.00	10.55	19.64	24.00	30.18	71.64	0.00	6.91	14.18	18.91



**C- FORTNIGHTLY PEST SITUATION REPORT OF GUAVA**

	Spots Visited	Area Surveyed (Acres)	Area Affected (Acres)	Insect Pests (Spots)										Diseases (Spots)		
				Insect Pests Above ETL					Insect Pests Below ETL					Anthracnose	Decline	Witherip
				Borer	Fruit Fly	Leaf Folder	Army worm	Mealy Bug	Borer	Fruit Fly	Leaf Folder					
% age 1st F.N of September, 2020	146	801.83	119.13	0.00	2.05	0.00	0.00	0.68	0.00	14.38	0.00	3.42	5.48	6.85		
% age 2nd F.N of August, 2020	127	616.38	128.13	0.00	1.57	0.00	0.00	0.00	0.00	19.69	0.00	11.02	8.66	14.17		



### D- FORTNIGHTLY PEST SCOUTING REPORT OF MAIZE

	No. of Spots	Area Surveyed	Area Affected	Spots of Insect Pests (Above ETL)					Spots of Insect Pests (Below ETL)				Disease Incidence		
				Hopper	Shoot Fly	Stem Borer	Army Worm	Toka	Hopper	Shoot Fly	Stem Borer	Toka	Stalk Rot	Leaf Blight	Smut
% age 1st F.N of September, 2020	836	2764.03	704.15	0	0	1.79	10.05	0.12	0.48	3.11	8.73	2.72	0	0	0
% age 2nd F.N of August, 2020	980	4343.65	1100	0	0.82	1.73	14.39	0.1	0.71	7.75	9.08	0.2	0	0	0

