
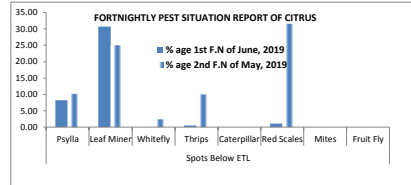
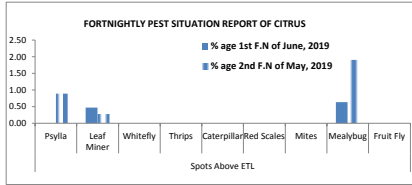


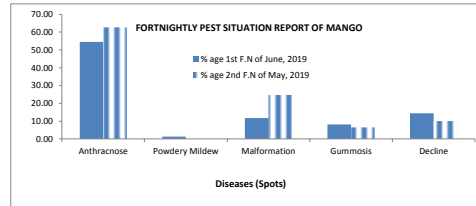
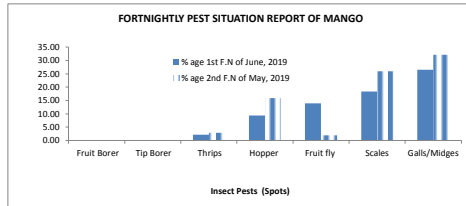
A- FORTNIGHTLY PEST SITUATION REPORT OF CITRUS

	Spots Visited	Area Surveyed (Acres)	Area Affected (Acres)	Spots Above ETL										Spots Below ETL							Diseases							
				Psylla	Leaf Miner	Whitefly	Thrips	Caterpillar	Red Scales	Mites	Mealybug	Fruit Fly	Psylla	Leaf Miner	Whitefly	Thrips	Caterpillar	Red Scales	Mites	Fruit Fly	Wither Tip	Canker	Malanose	Fruit Rot	Scab	Gummosis	Slow Decline	
% age 1st F.N of June, 2019	632	4517.1	1740.85	0.00	0.47	0.00	0.00	0.00	0.00	0.00	0.00	0.63	0.00	8.23	30.70	0.00	0.47	0.00	1.11	0.00	0.00	34.34	7.44	0.16	0.00	0.00	6.49	5.22
% age 2nd F.N of May, 2019	787	5791.85	2069.75	0.89	0.28	0.00	0.00	0.00	0.00	0.00	1.91	0.00	10.17	25.03	2.41	10.00	0.00	31.58	0.00	0.00	29.86	8.13	0.13	0.00	0.00	6.35	2.67	



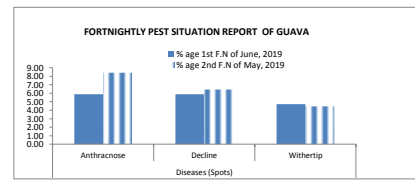
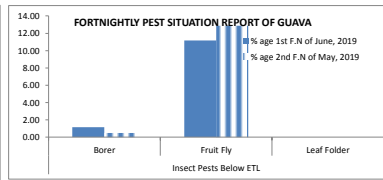
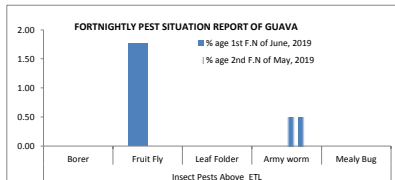
B- FORTNIGHTLY PEST SITUATION REPORT OF MANGO

	Spots Visited	Area Surveyed (Acres)	Area Affected (Acres)	Insect Pests (Spots)										Diseases (Spots)											
				Fruit Borer	Tip Borer	Thrips	Hopper	Fruit Fly	Scales	Galls/Midges	Mealy Bug	Fruit Borer	Tip Borer	Thrips	Hopper	Fruit Fly	Scales	Galls/Midges	Anthraxnose	Powdery Mildew	Malfomation	Gummosis	Decline		
% age 1st F.N of June, 2019	332	3583	2448	0.00	0.00	0.00	0.00	0.00	0.00	0.00	0.00	0.00	0.00	0.00	0.00	2.11	9.34	13.86	18.37	26.51	54.52	1.20	11.75	8.13	14.46
% age 2nd F.N of May, 2019	308	3626	2392	0.00	0.00	0.00	0.00	0.00	0.00	0.00	0.00	0.00	0.00	0.00	2.92	15.91	1.95	25.97	32.14	62.66	0.00	24.68	6.49	10.06	



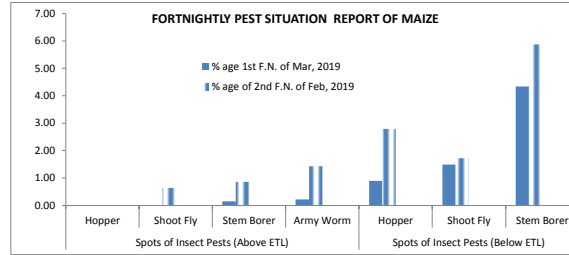
C- FORTNIGHTLY PEST SITUATION REPORT OF GUAVA

	Spots Visited	Area Surveyed (Acres)	Area Affected (Acres)	Insect Pests (Spots)										Diseases (Spots)		
				Insect Pests Above ETL					Insect Pests Below ETL					Anthraxnose	Decline	Witherip
				Borer	Fruit Fly	Leaf Folder	Army worm	Mealy Bug	Borer	Fruit Fly	Leaf Folder					
% age 1st F.N of June, 2019	170	871.65	200.125	0.00	1.76	0.00	0.00	0.00	1.18	11.18	0.00	5.88	5.88	4.71		
% age 2nd F.N of May, 2019	202	907.18	154	0.00	0.00	0.00	0.50	0.00	0.50	12.87	0.00	8.42	6.44	4.46		



D- FORTNIGHTLY PEST SCOUTING REPORT OF MAIZE

	No. of Spots	Area Surveyed	Area Affected	Spots of Insect Pests (Above ETL)				Spots of Insect Pests (Below ETL)				Disease Incidence		
				Hopper	Shoot Fly	Stem Borer	Army Worm	Hopper	Shoot Fly	Stem Borer	Stalk Rot	Leaf Blight	Smut	
% age 1st F.N of June, 2019	1337	6058.625	220.58	0.00	0.00	0.15	0.22	0.9	1.49	4.34	0.15	0.00	0.00	
% age 2nd F.N of May, 2019	1396	6391.5	732.35	0.00	0.64	0.86	1.43	2.79	1.72	5.87	0.07	0.00	0.00	



E- FORTNIGHTLY PEST SITUATION REPORT OF POTATO

	No. of Spots	Area Surveyed	Area Affected	Spots Above ETL		Spots Below ETL		Disease Spots				
				Jassid	White Fly	Jassid	White Fly	Early Blight	Late Blight	Black Wart	Leaf Curl Virus	Mycoplasma
				Acres	Acres	Acres	Acres	Acres	Acres	Acres	Acres	Acres
% age 1st F.N of June, 2019	77	586.225	41	1.3	0.00	1.3	2.60	1.3	3.9	0.00	0.00	0.00
% age 2nd F.N of May, 2019	85	600.2	37.125	1.18	0.00	1.18	2.35	1.18	2.35	0.00	0.00	0.00

