





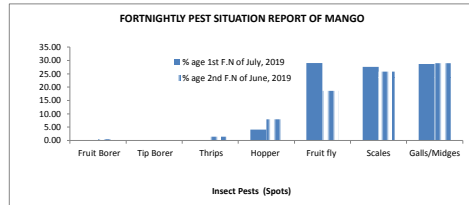
A- FORTNIGHTLY PEST SITUATION REPORT OF CITRUS

	Spots Visited	Area Surveyed (Acres)	Area Affected (Acres)	Spots Above ETL										Spots Below ETL						Diseases								
				Psylla	Leaf Miner	Whitefly	Thrips	Caterpillar	Red Scales	Mites	Mealybug	Fruit Fly	Psylla	Leaf Miner	Whitefly	Thrips	Caterpillar	Red Scales	Mites	Fruit Fly	Wither Tip	Cankar	Malanose	Fruit Rot	Scab	Gummosis	Slow Decline	
% age 1st F.N of July, 2019	597	3808.325	1776.05	0.67	1.01	0.00	0.00	0.00	0.00	0.00	0.00	0.17	0.00	10.89	36.85	0.00	0.00	0.00	1.34	0.17	0.34	36.85	9.88	0.84	0.00	1.51	8.04	5.19
% age 2nd F.N of June, 2019	690	4599.65	2358.2	0.58	0.43	0.00	0.00	0.00	0.00	0.00	0.00	0.00	0.00	6.67	36.09	0.72	9.71	0.43	0.87	0.00	0.00	36.67	7.25	1.45	0.00	0.00	10.29	5.36



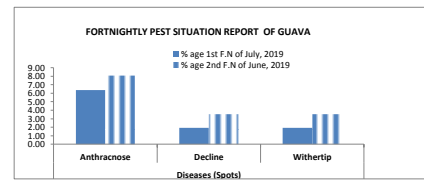
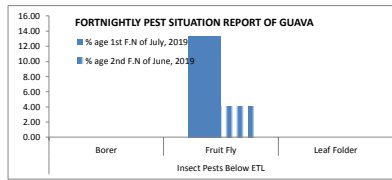
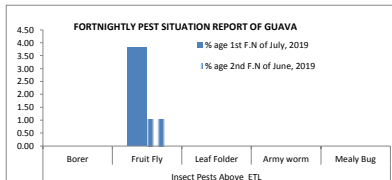
B- FORTNIGHTLY PEST SITUATION REPORT OF MANGO

	Spots Visited	Area Surveyed (Acres)	Area Affected (Acres)	Insect Pests (Spots)										Diseases (Spots)												
				Fruit Borer	Tip Borer	Thrips	Hopper	Fruit fly	Scales	Galls/Wedges	Mealy Bug	Fruit Borer	Tip Borer	Thrips	Hopper	Fruit fly	Scales	Galls/Wedges	Anthraxnose	Powdery Mildew	Malformation	Gummosis	Decline			
% age 1st F.N of July, 2019	290	2957.625	1929	0.00	0.00	0.00	0.00	1.72	0.00	0.00	0.00	0.00	0.00	0.00	0.00	0.00	0.00	4.14	28.97	27.59	28.62	76.55	0.00	18.62	8.62	6.55
% age 2nd F.N of June, 2019	414	4133.31	2918	0.00	0.00	0.00	0.00	0.72	0.00	0.00	0.00	0.48	0.00	1.45	7.97	18.60	25.85	28.99	55.56	0.00	12.08	10.14	7.49			



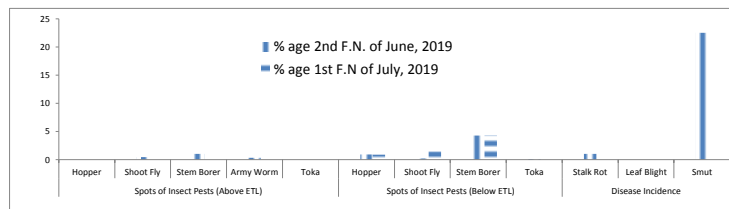
C- FORTNIGHTLY PEST SITUATION REPORT OF GUAVA

	Spots Visited	Area Surveyed (Acres)	Area Affected (Acres)	Insect Pests (Spots)										Diseases (Spots)		
				Insect Pests Above ETL					Insect Pests Below ETL					Anthraxnose	Decline	Witherip
				Borer	Fruit Fly	Leaf Folder	Army worm	Mealy Bug	Borer	Fruit Fly	Leaf Folder					
% age 1st F.N of July, 2019	157	765.6	89.325	0.00	3.82	0.00	0.00	0.00	0.00	0.00	13.38	0.00	6.37	1.91	1.91	
% age 2nd F.N of June, 2019	198	892.71	66.35	0.00	1.01	0.00	0.00	0.00	0.00	0.00	4.04	0.00	8.08	3.54	3.54	



D- FORTNIGHTLY PEST SCOUTING REPORT OF MAIZE

	No. of Spots	Area Surveyed	Area Affected	Spots of Insect Pests (Above ETL)					Spots of Insect Pests (Below ETL)				Disease Incidence		
				Hopper	Shoot Fly	Stem Borer	Army Worm	Toka	Hopper	Shoot Fly	Stem Borer	Toka	Stalk Rot	Leaf Blight	Smut
% age 1st F.N of July, 2019	360	1090.88	55.5	0.00	0.00	0.56	0.00	0.28	0.00	2.23	3.34	3.89	0.56	0.00	0.00
% age 2nd F.N of June, 2019	861	3359.07	109.9	0.00	0.46	1.04	0.35	0.00	0.93	0.23	4.30	0.12	1.04	0.00	22.53



E- FORTNIGHTLY PEST SITUATION REPORT OF POTATO

	No. of Spots	Area Surveyed	Area Affected	Spots Above ETL		Spots Below ETL		Disease Spots				
	Acres	Acres	Acres	Jassid	White Fly	Jassid	White Fly	Early Blight	Late Blight	Black Wart	Leaf Curl Virus	Mycoplasm
% age 1st F.N of July, 2019	1	2.5	0	0	0.00	0	0.00	0	0	0.00	0.00	0.00
% age 2nd F.N of June, 2019	15	12	0.7	0	0.00	0	0.00	0	13.34	0.00	0.00	0.00

