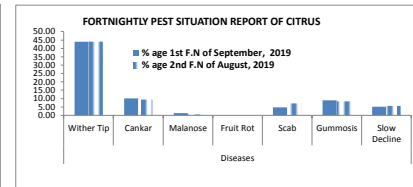
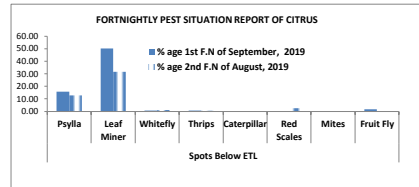
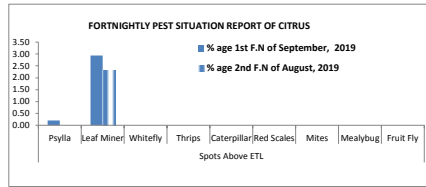



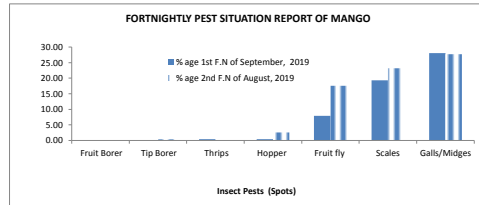
### A- FORTNIGHTLY PEST SITUATION REPORT OF CITRUS

	Spots Visited	Area Surveyed (Acres)	Area Affected (Acres)	Spots Above ETL								Spots Below ETL						Diseases								
				Psylla	Leaf Miner	Whitefly	Thrips	Caterpillar	Red Scales	Mites	Mealybug	Fruit Fly	Psylla	Leaf Miner	Whitefly	Thrips	Caterpillar	Red Scales	Mites	Fruit Fly	Wither Tip	Cankar	Malanose	Fruit Rot	Scab	Gummosis
% age 1st F.N of September, 2019	511	3459.41	1685.5	0.20	2.94	0.00	0.00	0.00	0.00	0.00	0.00	0.00	15.66	50.10	0.78	0.59	0.00	0.00	1.76	44.03	10.18	1.37	0.00	4.70	9.00	5.09
% age 2nd F.N of August, 2019	393	2908.725	1749.7	0.00	2.29	0.00	0.00	0.00	0.00	0.00	0.00	0.00	12.72	31.55	1.02	0.51	0.00	2.54	0.00	44.02	9.41	0.51	0.00	7.12	8.40	5.60



### B- FORTNIGHTLY PEST SITUATION REPORT OF MANGO

	Spots Visited	Area Surveyed (Acres)	Area Affected (Acres)	Insect Pests (Spots)								Diseases (Spots)											
				Fruit Borer	Tip Borer	Thrips	Hopper	Fruit Fly	Scales	Galls/Midges	Mealy Bug	Fruit Borer	Tip Borer	Thrips	Hopper	Fruit Fly	Scales	Galls/Midges	Anthraxnose	Powdery Mildew	Malformation	Gummosis	Decline
% age 1st F.N of September, 2019	264	2967	1702	0.00	0.00	0.00	0.00	0.00	0.00	0.00	0.00	0.00	0.00	0.38	0.38	7.95	19.32	28.03	66.67	0.00	4.17	10.98	11.36
% age 2nd F.N of August, 2019	267	3267	1934	0.00	0.00	0.00	0.37	0.00	0.00	1.50	0.00	0.00	0.37	0.00	2.62	17.60	23.22	27.72	62.92	1.12	1.87	11.99	10.11



### C- FORTNIGHTLY PEST SITUATION REPORT OF GUAVA

	Spots Visited	Area Surveyed (Acres)	Area Affected (Acres)	Insect Pests (Spots)						Diseases (Spots)				
				Insect Pests Above ETL			Insect Pests Below ETL			Anthracnose	Decline	Withertip		
				Borer	Fruit Fly	Leaf Folder	Army worm	Mealy Bug	Borer				Fruit Fly	Leaf Folder
% age 1st F.N of September, 2019	157	743.56	157.25	0.00	1.91	0.00	0.00	0.00	0.00	14.01	0.00	8.28	1.27	5.73
% age 2nd F.N of August, 2019	150	708.18	190.10	0.00	0.67	0.00	0.00	0.00	0.00	46.00	0.00	11.33	4.35	5.33

