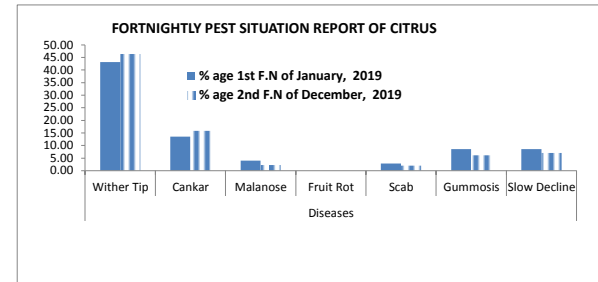
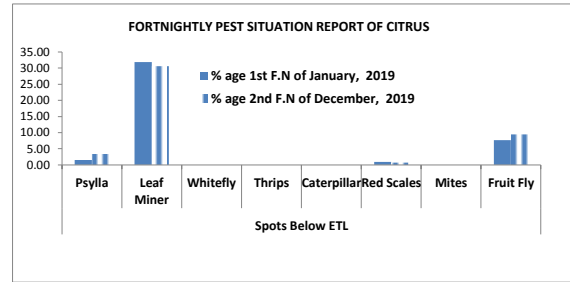





A- FORTNIGHTLY PEST SITUATION REPORT OF CITRUS

	Spots Visited	Area Surveyed (Acres)	Area Affected (Acres)	Spots Above ETL									Spots Below ETL						Diseases								
				Psylla	Leaf Miner	Whitefly	Thrips	Caterpillar	Red Scales	Mites	Mealybug	Fruit Fly	Psylla	Leaf Miner	Whitefly	Thrips	Caterpillar	Red Scales	Mites	Fruit Fly	Wither Tip	Cankar	Malanose	Fruit Rot	Scab	Gummosis	Slow Decline
% age 1st F.N of January, 2019	458	3027.95	1495.10	0.00	0.22	0.00	0.00	0.00	0.00	0.00	0.00	0.66	1.53	31.88	0.00	0.00	0.00	0.87	0.00	7.64	43.23	13.54	3.93	0.00	2.84	8.52	8.52
% age 2nd F.N of December, 2019	412	2690.025	1311.75	0.00	0.24	0.00	0.00	0.00	0.00	0.00	0.00	2.91	3.40	30.58	0.00	0.00	0.00	0.73	0.00	9.47	46.36	15.78	2.18	0.00	1.94	6.07	7.04



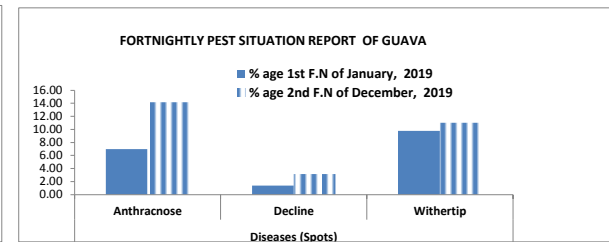
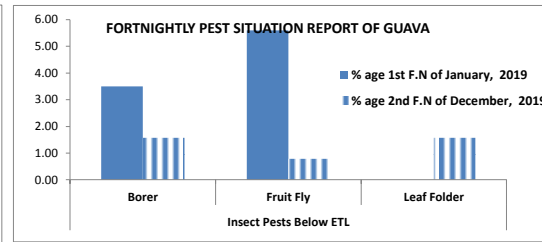

B- FORTNIGHTLY PEST SITUATION REPORT OF MANGO

	Spots Visited	Area Surveyed (Acres)	Area Affected (Acres)	Insect Pests (Spots)							Insect Pests (Spots)						Diseases (Spots)						
				Fruit Borer	Tip Borer	Thrips	Hopper	Fruit fly	Scales	Galls/Midges	Mealy Bug	Fruit Borer	Tip Borer	Thrips	Hopper	Fruit fly	Scales	Galls/Midges	Anthracnose	Powdery Mildew	Malformation	Gummosis	Decline
% age 1st F.N of January, 2019	257	2227.325	1332	0.00	0.00	0.00	0.00	0.00	0.00	0.00	0.00	0.00	0.00	0.00	0.78	0.00	12.45	28.02	61.87	0.39	4.67	10.12	11.28
% age 2nd F.N of December, 2019	311	2893	1760	0.00	0.00	0.00	0.00	0.00	0.00	0.00	0.00	0.00	0.00	0.00	0.64	0.00	13.18	22.19	58.84	0.00	3.22	12.22	11.25




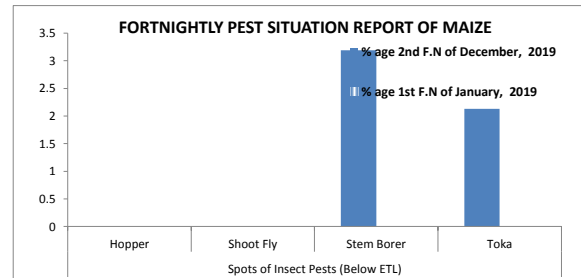

C- FORTNIGHTLY PEST SITUATION REPORT OF GUAVA

	Spots Visited	Area Surveyed (Acres)	Area Affected (Acres)	Insect Pests (Spots)									Diseases (Spots)		
				Insect Pests Above ETL					Insect Pests Below ETL				Anthracnose	Decline	Withertip
				Borer	Fruit Fly	Leaf Folder	Army worm	Mealy Bug	Borer	Fruit Fly	Leaf Folder				
% age 1st F.N of January, 2019	143	661.03	127.50	0.00	0.00	0.00	0.00	0.00	0.00	3.50	5.59	0.00	6.99	1.40	9.79
% age 2nd F.N of December, 2019	127	657.8	72.00	0.00	0.00	0.00	0.00	0.00	0.00	1.57	0.79	1.57	14.17	3.15	11.02



D- FORTNIGHTLY PEST SCOUTING REPORT OF MAIZE

	No. of Spots	Area Surveyed	Area Affected	Spots of Insect Pests (Above ETL)					Spots of Insect Pests (Below ETL)				Disease Incidence		
				Hopper	Shoot Fly	Stem Borer	Army Worm	Toka	Hopper	Shoot Fly	Stem Borer	Toka	Stalk Rot	Leaf Blight	Smut
% age 1st F.N of January, 2019	36	287	3	0.00	0.00	0.00	5.56	2.78	0.00	0.00	0.00	0.00	0.00	0.00	0.00
% age 2nd F.N of December, 2019	94	273	4	0	0	0	1.06	0	0	0	3.19	2.13	0	0	0



E- FORTNIGHTLY PEST SITUATION REPORT OF POTATO

	No. of Spots	Area Surveyed	Area Affected	Spots Above ETL		Spots Below ETL		Disease Spots				
				Jassid	White Fly	Jassid	White Fly	Early Blight	Late Blight	Black Wart	Leaf Curl Virus	Mycoplasma
% age 1st F.N of January, 2019	282	2920.5	149	0.00	0.00	3.90	2.84	1.42	9.57	0.00	0.00	0.00
% age 2nd F.N of December, 2019	301	3212.7	174.1	0.00	0.00	2.32	1.66	7.64	1.66	0.00	0.00	0.00

