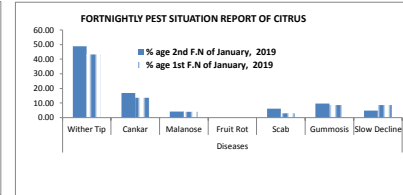
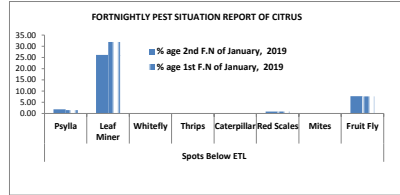
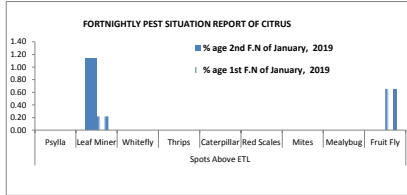



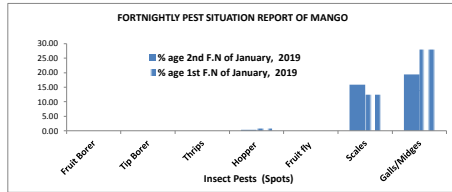
A- FORTNIGHTLY PEST SITUATION REPORT OF CITRUS

| | Spots Visited | Area Surveyed (Acres) | Area Affected (Acres) | Spots Above ETL | | | | | | | | | | Spots Below ETL | | | | | Diseases | | | | | | | | | |
|--------------------------------|---------------|-----------------------|-----------------------|-----------------|------------|----------|--------|-------------|------------|-------|----------|-----------|--------|-----------------|----------|--------|-------------|------------|----------|-----------|------------|--------|----------|-----------|------|----------|--------------|------|
| | | | | Psylla | Leaf Miner | Whitefly | Thrips | Caterpillar | Red Scales | Mites | Mealybug | Fruit Fly | Psylla | Leaf Miner | Whitefly | Thrips | Caterpillar | Red Scales | Mites | Fruit Fly | Wither Tip | Cankar | Malanose | Fruit Rot | Scab | Gummosis | Slow Decline | |
| % age 2nd F.N of January, 2019 | 437 | 2640.70 | 1385.33 | 0.00 | 1.14 | 0.00 | 0.00 | 0.00 | 0.00 | 0.00 | 0.00 | 0.00 | 0.00 | 1.83 | 26.09 | 0.00 | 0.00 | 0.00 | 0.92 | 0.00 | 7.78 | 48.97 | 16.93 | 4.12 | 0.00 | 6.18 | 9.61 | 4.81 |
| % age 1st F.N of January, 2019 | 458 | 3027.95 | 1495.1 | 0.00 | 0.22 | 0.00 | 0.00 | 0.00 | 0.00 | 0.00 | 0.00 | 0.00 | 0.66 | 1.53 | 31.88 | 0.00 | 0.00 | 0.00 | 0.87 | 0.00 | 7.64 | 43.23 | 13.54 | 3.93 | 0.00 | 2.84 | 8.52 | 8.52 |



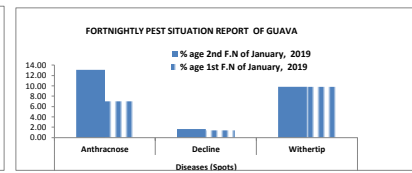
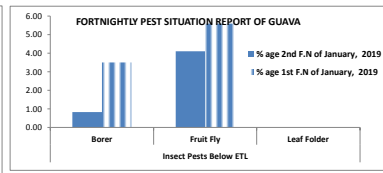

B- FORTNIGHTLY PEST SITUATION REPORT OF MANGO

| | Spots Visited | Area Surveyed (Acres) | Area Affected (Acres) | Insect Pests (Spots) | | | | | | | | | | Diseases (Spots) | | | | | | | | | | | | |
|--------------------------------|---------------|-----------------------|-----------------------|----------------------|-----------|--------|--------|-----------|--------|---------------|-----------|-------------|-----------|------------------|--------|-----------|--------|---------------|-------------|----------------|--------------|----------|---------|------|-------|-------|
| | | | | Fruit Borer | Tip Borer | Thrips | Hopper | Fruit fly | Scales | Galls/Midgges | Mealy Bug | Fruit Borer | Tip Borer | Thrips | Hopper | Fruit fly | Scales | Galls/Midgges | Anthraxnose | Powdery Mildew | Malformation | Gummosis | Decline | | | |
| % age 2nd F.N of January, 2019 | 258 | 2971 | 1815 | 0.00 | 0.00 | 0.00 | 0.00 | 0.00 | 0.00 | 0.00 | 0.00 | 0.00 | 0.00 | 0.00 | 0.00 | 0.00 | 0.00 | 0.39 | 0.00 | 15.89 | 19.38 | 61.63 | 0.00 | 6.59 | 7.75 | 15.50 |
| % age 1st F.N of January, 2019 | 257 | 2227.325 | 1332 | 0.00 | 0.00 | 0.00 | 0.00 | 0.00 | 0.00 | 0.00 | 0.00 | 0.00 | 0.00 | 0.00 | 0.00 | 0.00 | 0.00 | 0.78 | 0.00 | 12.45 | 28.02 | 61.87 | 0.39 | 4.67 | 10.12 | 11.28 |




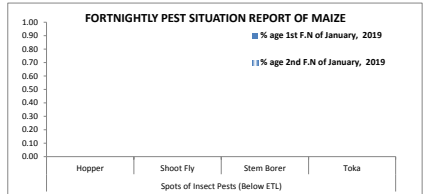
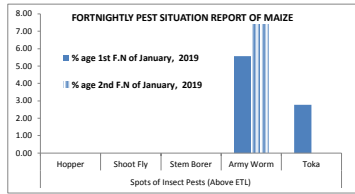
C- FORTNIGHTLY PEST SITUATION REPORT OF GUAVA

| | Spots Visited | Area Surveyed (Acres) | Area Affected (Acres) | Insect Pests (Spots) | | | | | | | | | Diseases (Spots) | | |
|--------------------------------|---------------|-----------------------|-----------------------|------------------------|-----------|-------------|-----------|-----------|------------------------|-----------|-------------|------|------------------|---------|----------|
| | | | | Insect Pests Above ETL | | | | | Insect Pests Below ETL | | | | Anthracnose | Decline | Witherip |
| | | | | Borer | Fruit Fly | Leaf Folder | Army worm | Mealy Bug | Borer | Fruit Fly | Leaf Folder | | | | |
| % age 2nd F.N of January, 2019 | 122 | 612.03 | 65.50 | 0.00 | 0.00 | 0.00 | 0.00 | 0.00 | 0.00 | 0.82 | 4.10 | 0.00 | 13.11 | 1.64 | 9.84 |
| % age 1st F.N of January, 2019 | 143 | 661.03 | 127.50 | 0.00 | 0.00 | 0.00 | 0.00 | 0.00 | 0.00 | 3.50 | 5.59 | 0.00 | 6.99 | 1.40 | 9.79 |



D- FORTNIGHTLY PEST SCOUTING REPORT OF MAIZE

| | No. of Spots | Area Surveyed | Area Affected | Spots of Insect Pests (Above ETL) | | | | | Spots of Insect Pests (Below ETL) | | | | Disease Incidence | | |
|--------------------------------|--------------|---------------|---------------|-----------------------------------|-----------|------------|-----------|------|-----------------------------------|-----------|------------|------|-------------------|-------------|------|
| | | | | Hopper | Shoot Fly | Stem Borer | Army Worm | Toka | Hopper | Shoot Fly | Stem Borer | Toka | Stalk Rot | Leaf Blight | Smut |
| % age 2nd F.N of January, 2019 | 27 | 107 | 3 | 0.00 | 0.00 | 0.00 | 7.41 | 0.00 | 0.00 | 0.00 | 0.00 | 0.00 | 0.00 | 0.00 | 0.00 |
| % age 1st F.N of January, 2019 | 36 | 287 | 3 | 0.00 | 0.00 | 0.00 | 5.56 | 2.78 | 0.00 | 0.00 | 0.00 | 0.00 | 0.00 | 0.00 | 0.00 |



E- FORTNIGHTLY PEST SITUATION REPORT OF POTATO

| | No. of Spots | Area Surveyed | Area Affected | Spots Above ETL | | Spots Below ETL | | Disease Spots | | | | |
|--------------------------------|--------------|---------------|---------------|-----------------|-----------|-----------------|-----------|---------------|-------------|------------|-----------------|------------|
| | | | | Jassid | White Fly | Jassid | White Fly | Early Blight | Late Blight | Black Wart | Leaf Curl Virus | Mycoplasma |
| % age 2nd F.N of January, 2019 | 294 | 3608.5 | 124.1 | 0.00 | 0.00 | 2.04 | 3.74 | 3.06 | 13.26 | 0.00 | 0.00 | 0.00 |
| % age 1st F.N of January, 2019 | 282 | 2920.5 | 149 | 0.00 | 0.00 | 3.9 | 2.84 | 1.42 | 9.57 | 0.00 | 0.00 | 0.00 |

