
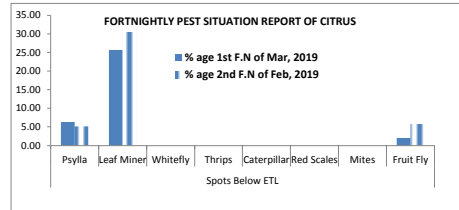





### A- FORTNIGHTLY PEST SITUATION REPORT OF CITRUS

	Spots Visited	Area Surveyed (Acres)	Area Affected (Acres)	Spots Above ETL										Spots Below ETL						Diseases							
				Psylla	Leaf Miner	Whitefly	Thrips	Caterpillar	Red Scales	Mites	Mealybug	Fruit Fly	Psylla	Leaf Miner	Whitefly	Thrips	Caterpillar	Red Scales	Mites	Fruit Fly	Wither Tip	Cankar	Malanose	Fruit Rot	Scab	Gummosis	Slow Decline
% age 1st F.N of Mar, 2019	537	3117.475	1416.1	0.19	0.19	0.00	0.00	0.00	0.00	0.00	0.00	1.30	0.00	6.33	25.70	0.00	0.00	0.00	0.00	2.05	33.71	5.21	0.00	0.00	2.98	2.98	
% age 2nd F.N of Feb, 2019	469	3382.70	1476.8	0.00	0.21	0.00	0.00	0.00	0.00	0.00	0.00	0.64	0.64	5.12	30.49	0.00	0.00	0.00	0.00	5.76	42.00	7.46	0.64	0.00	0.43	3.62	4.26



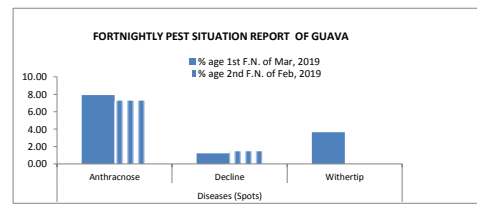
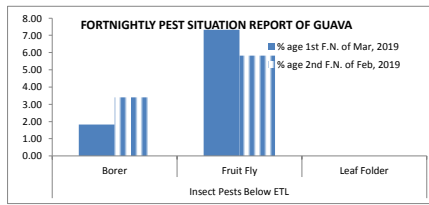
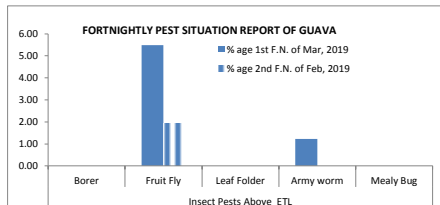
### B- FORTNIGHTLY PEST SITUATION REPORT OF MANGO

	Spots Visited	Area Surveyed (Acres)	Area Affected (Acres)	Insect Pests (Spots)										Diseases (Spots)									
				Fruit Borer	Tip Borer	Thrips	Hopper	Fruit fly	Scales	Galls/Midges	Mealy Bug	Fruit Borer	Tip Borer	Thrips	Hopper	Fruit fly	Scales	Galls/Midges	Anthraxnose	Powdery Mildew	Malformation	Gummosis	Decline
% age 1st F.N of Mar, 2019	283	3053.01	2032	0	0	0	0	0	0	0	0.707	0	0	0	2.473	0	18.3746	25.4417	67.4912	9.54064	6.71378	4.24	10.95
% age 2nd F.N of Feb, 2019	285	3408.3	2166	0.00	0.00	0.00	0.00	0.00	0.00	0.00	0.00	0.00	0.00	0.00	1.40	0.00	18.25	21.40	70.18	0.35	0.35	6.32	11.58



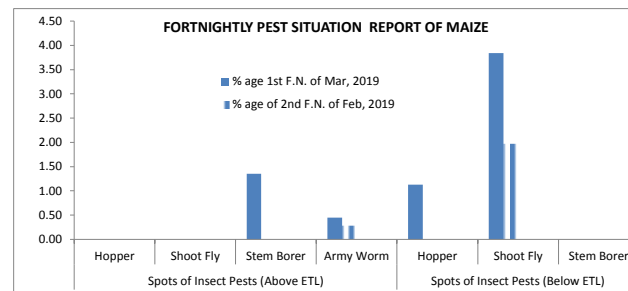
### C- FORTNIGHTLY PEST SITUATION REPORT OF GUAVA

	Spots Visited	Area Surveyed (Acres)	Area Affected (Acres)	Insect Pests (Spots)										Diseases (Spots)		
				Insect Pests Above ETL					Insect Pests Below ETL					Diseases (Spots)		
				Borer	Fruit Fly	Leaf Folder	Army worm	Mealy Bug	Borer	Fruit Fly	Leaf Folder	Anthraxnose	Decline	Withertip		
% age 1st F.N. of Mar, 2019	164	881.77	118	0.00	5.49	0.00	1.22	0.00	1.83	7.32	0.00	7.93	1.22	3.66		
% age 2nd F.N. of Feb, 2019	206	988.45	175	0.00	1.94	0.00	0.00	0.00	3.40	5.83	0.00	7.28	1.46	0.00		



### D- FORTNIGHTLY PEST SCOUTING REPORT OF MAIZE

	No. of Spots	Area Surveyed	Area Affected	Spots of Insect Pests (Above ETL)				Spots of Insect Pests (Below ETL)			Disease Incidence		
				Hopper	Shoot Fly	Stem Borer	Army Worm	Hopper	Shoot Fly	Stem Borer	Stalk Rot	Leaf Blight	Smut
% age 1st F.N. of Mar, 2019	443	3002.8	196	0.00	0.00	1.35	0.45	1.13	3.84	0.00	0.00	0.00	
% age 2nd F.N. of Feb, 2019	356	2439	74	0.00	0.00	0.00	0.28	0.00	1.97	0.00	0.00	0.00	



### E- FORTNIGHTLY PEST SITUATION REPORT OF POTATO

	No. of Spots	Area Surveyed	Area Affected	Spots Above ETL		Spots Below ETL		Disease Spots				
				Jassid	White Fly	Jassid	White Fly	Early Blight	Late Blight	Black Wart	Leaf Curl Virus	Mycoplasma
% age 1st F.N. of Mar, 2019	106	790.2	176	0	0	7.55	11.32	9.43	1.89	0.00	0.00	0.00
% age 2nd F.N. of Feb, 2019	192	1821.1	509	0.00	0.00	11.98	7.29	4.69	4.69	1.56	0.00	0.00

